



Take the Test!!

## 1) Input Your Location

- Use my browser's location
- Use my address
- Do not use my location

For the most accurate data we recommend inputting your address. If you are uncomfortable with that please click on “use my browser’s location” to help narrow down the data to a 150 foot range. We do not collect your private data.

## 2) Pick What you are Testing

- Residential:** I'm testing my internet speed at home
- Mobile data:** I'm testing my data plan (phone or tablet)
- Work or Public:** I'm connected to a public wifi service or I'm at work

## 3) Connection Type

Wired Connection – Your computer is attached via an Ethernet cable

Wireless Connection, single device – Your computer is using WiFi and you only have one device in your house that use the internet

Wireless Connection, multiple devices – Your computer is using WiFi and you have multiple devices in our house that use the internet

## 4) Your Service Information

Estimated Price You Pay Per Month –

Advertised Download Speed (Mbps) – See your internet bill/call your internet provider

Rating of Your Internet Speeds and Service—



## 5) To Finish the Test, Click On

**Test My Speed!!**

And Get Your Results and how you compare to others in your area or being served by your Internet Provider

# How to Explore the Data

## Filters offered for Data Manipulation

Type:  Group By:  Zip Codes:

Internet Service Providers:

### Type:

- click on the dropdown box
- select which type of speed you want to view (download or upload)
- you may change this without changing your other preferences

### Group By:

- click on the dropdown box
- select whether you want to show the data by zip code or census tract

### Zip Codes/Census Tract:

- this title will change depending on which group you choose
- click next to the  and type in or scroll down, then select your chosen zip code/census tract to input
- you may choose multiple zip codes/census tracts, the data below will combine your geographies to create one large area of internet speeds
- if you would like to remove a geographic area, click on the right x

### Internet Service Providers:

- If there are service providers in the box and you want to get rid of them, click on the right x
- to select your chosen providers, click in the box and either type in or scroll down, then select your providers

# Explore the Graphs

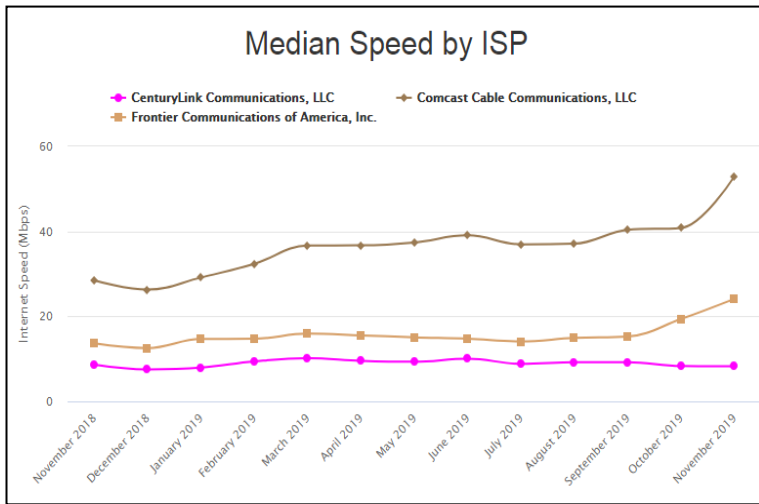
## Speed Test Breakdown

\*Data based on 684 speed tests collected from user submissions at [www.speedupamerica.com](http://www.speedupamerica.com) and 1905427 tests from miab data

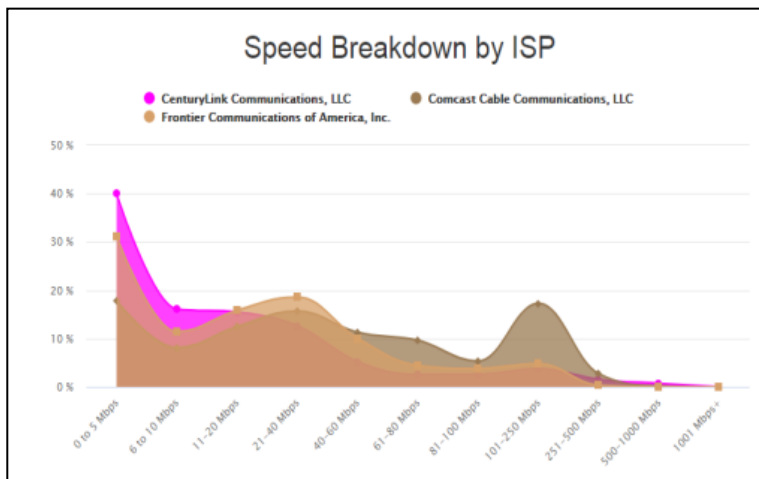
21.86% of tests were SLOWER THAN 5 Mbps  
51.95% of tests were SLOWER THAN 25 Mbps

15.58% of tests were FASTER THAN 100 Mbps  
2.55% of tests were FASTER THAN 250 Mbps

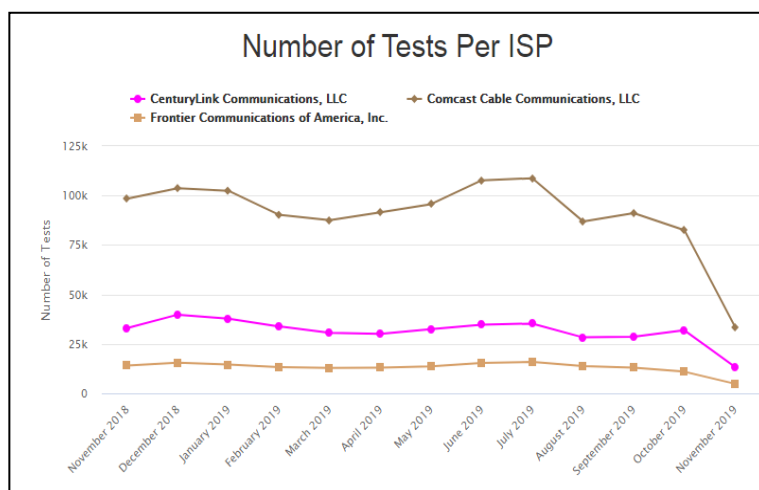
Shows a breakdown of speeds against notable benchmarks by comparing the data selected against other geographic regions and/or internet service providers



Shows median internet speed during each month for the individual providers. This gives a good view of the fluctuations within those tested by individual internet providers.

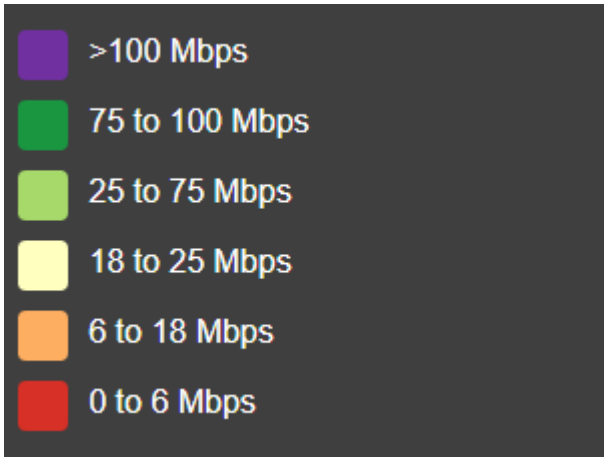


Shows the percentage of the total tests that fall within different Mbps ranges by provider. For example, an internet provider can have 44.7% of tests that fall into the 0-5 Mbps range, which means almost half of those customers that were tested didn't have broadband internet speeds.



Shows the number of tests completed during each month broken out by provider. This can help put the rest of the data into perspective, e.g. if there was only 2 tests completed that month, then depending on how many people live in that area the data can be skewed.

# Interact with the Map!



**Map Legend** – shows what the internet speed range is for each color on the map; applies to both download and upload speeds

## Filters for the SpeedUpAmerica Results Map –

### Internet Service Providers:

- the default is all service providers
- to select your chosen providers, click in the box and either type in or scroll down, then select your providers
- you may select multiple providers

### Group By:

- click on the dropdown box
- select whether you want to show the data by zip code, census track, or census block

### Type:

- click on the dropdown box
- select which type of speed you want to view (download or upload)
- you may change this without changing your other preferences

A screenshot of the filter interface for the SpeedUpAmerica Results Map. It features three sections:

- Internet Service Providers:** A search box containing the text "All x".
- Group By:** A dropdown menu currently set to "Zip Code".
- Type:** A dropdown menu currently set to "Download Speed".

## Viewing SpeedUpAmerica Results Map –

Once you select your filters, you can

- click on different geographic regions and view the total number of tests; median download speed; and fastest download speed
- quickly compare different regions by copying the information into another document

